

SUMNER SCHOOL DISTRICT

A GREAT PLACE TO LEARN.



Community Open House Bond Planning Update



Agenda

Review Facilities Planning Committee Work

Review Draft Bond Proposal

Small Group Discussion

Wrap-up discussion and Next Steps

Timeline

December 2014 – May 2015

Facilities Planning Committee Work

June 2015

Open Houses, Discuss Potential Bond Projects

September – October 2015

Additional Community Feedback/Input

November – December 2015

School Board - finalizes ballot measure

February 2016 – Bond Election

*Develop a long range facilities plan that envisions facility goals and needs to extend previous successful bond planning for the next 15 to 20 years. **The long-range facility plan will include multiple phases of improvements, the first of which will make up the initial bond proposal in 2016.** The committee will make a recommendation to the school board for a capital improvements bond to be put before voters in February 2016.*

Committee Process Summary

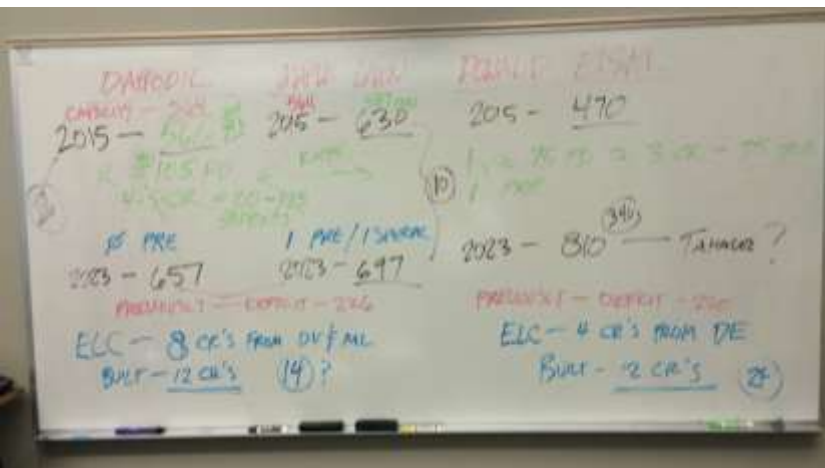
Reviewed enrollment projections through 2023

Identified potential projects to meet anticipated needs

Prioritized potential projects

Discussed potential bond measure options

Considered tax rate implications



\$148

Current Projects/Costs	Change 1	Change 2
Approved Projects: <ul style="list-style-type: none"> Early Learning Center, Summer - \$15.5 Expanded High Elementary School Replacement/Early Learning Center - \$23.0 New Elementary School/Early Learning Center - \$22.0 HS - New Middle School Addition - \$27.0 Subtotal - \$92.5M (does not include \$19.0M) Bond Amount: \$77.5M	Approved Projects: <ul style="list-style-type: none"> Early Learning Center, Summer - \$15.5 Expanded High Elementary School Replacement/Early Learning Center - \$23.0 New Elementary School/Early Learning Center - \$22.0 HS - New Middle School Addition - \$27.0 Subtotal - \$92.5M (does not include \$19.0M) Bond Amount: \$77.5M	Approved Projects: <ul style="list-style-type: none"> Early Learning Center, Summer - \$15.5 Expanded High Elementary School Replacement/Early Learning Center - \$23.0 New Elementary School/Early Learning Center - \$22.0 HS - New Middle School Addition - \$27.0 Subtotal - \$92.5M (does not include \$19.0M) Bond Amount: \$77.5M
Possible additional projects: <ul style="list-style-type: none"> Summer High School Option 2 - \$23.0 Summer High School Option 3 - \$23.0 Summer High School Option 4 - \$23.0 Summer High School Option 5 - \$23.0 Summer High School Option 6 - \$23.0 Summer High School Option 7 - \$23.0 Summer High School Option 8 - \$23.0 Summer High School Option 9 - \$23.0 Summer High School Option 10 - \$23.0 Summer High School Option 11 - \$23.0 Summer High School Option 12 - \$23.0 Summer High School Option 13 - \$23.0 Summer High School Option 14 - \$23.0 Summer High School Option 15 - \$23.0 Summer High School Option 16 - \$23.0 Summer High School Option 17 - \$23.0 Summer High School Option 18 - \$23.0 Summer High School Option 19 - \$23.0 Summer High School Option 20 - \$23.0 	Possible additional projects: <ul style="list-style-type: none"> Summer High School Option 1 - \$23.0 Summer High School Option 2 - \$23.0 Summer High School Option 3 - \$23.0 Summer High School Option 4 - \$23.0 Summer High School Option 5 - \$23.0 Summer High School Option 6 - \$23.0 Summer High School Option 7 - \$23.0 Summer High School Option 8 - \$23.0 Summer High School Option 9 - \$23.0 Summer High School Option 10 - \$23.0 Summer High School Option 11 - \$23.0 Summer High School Option 12 - \$23.0 Summer High School Option 13 - \$23.0 Summer High School Option 14 - \$23.0 Summer High School Option 15 - \$23.0 Summer High School Option 16 - \$23.0 Summer High School Option 17 - \$23.0 Summer High School Option 18 - \$23.0 Summer High School Option 19 - \$23.0 Summer High School Option 20 - \$23.0 	Possible additional projects: <ul style="list-style-type: none"> Summer High School Option 1 - \$23.0 Summer High School Option 2 - \$23.0 Summer High School Option 3 - \$23.0 Summer High School Option 4 - \$23.0 Summer High School Option 5 - \$23.0 Summer High School Option 6 - \$23.0 Summer High School Option 7 - \$23.0 Summer High School Option 8 - \$23.0 Summer High School Option 9 - \$23.0 Summer High School Option 10 - \$23.0 Summer High School Option 11 - \$23.0 Summer High School Option 12 - \$23.0 Summer High School Option 13 - \$23.0 Summer High School Option 14 - \$23.0 Summer High School Option 15 - \$23.0 Summer High School Option 16 - \$23.0 Summer High School Option 17 - \$23.0 Summer High School Option 18 - \$23.0 Summer High School Option 19 - \$23.0 Summer High School Option 20 - \$23.0
Total: \$148.0M	Total: \$148.0M	Total: \$148.0M

OUR BOND BUDGET:

- \$47 Million = SHS Security
- \$15 Million = MHS
- Option 2 = \$10 Mil
- BHS - Improvements + Field = \$10 Mil

OUR PRIORITIES:

Bond/Fin. Acts needs to be in more options than #2.

675 Gross
 17
 1875
 40
 1735
 15
 1720.5

BHS
 138.5 = 2140
 15 impact

NEEDS MORE DISCUSSION:

PAC = Community Support = Pride

Should it be \$144 Million ^{36%}
 OR
 \$135 Million ^{option 2}

Miller
 Rend @ BHS
 (limited to field + sport)
 24 mil

Goals for Capital Improvements

Quality learning environments that support student achievement

- Address capacity and growth

- Address long-term needs at aging schools

- Improve learning spaces

- Focus on Early Learning

Strive for equity across the district

Accomplish all improvements while being fiscally responsible

Create a bond package that appeals to all voters

District Regions

- Valley – Growing but not enough for an additional full-size elementary
- Hill – Long-range enrollment below capacity..... Yet needs exist
- South – Concentration of majority of growth. Large scale capacity needs are on the horizon

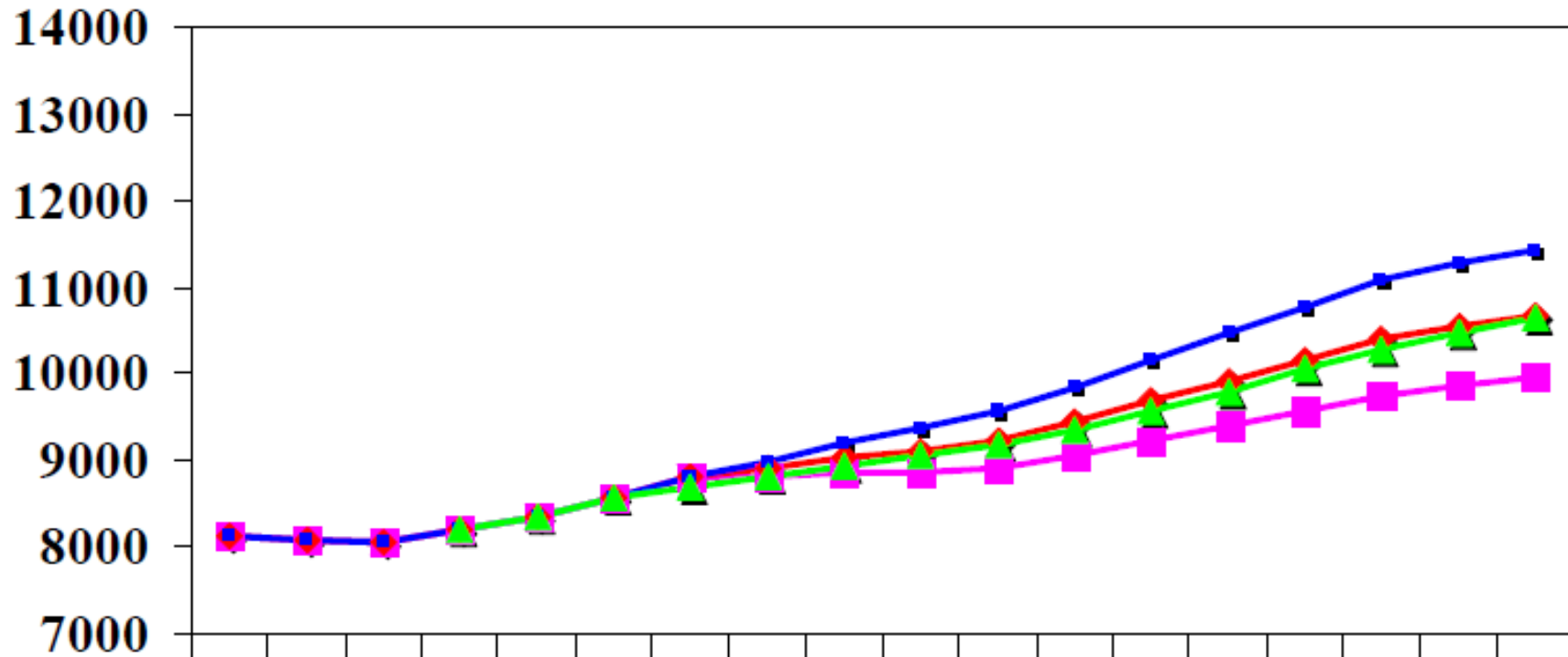


When does Elementary Capacity become a Problem?

	Current Capacity w/Portables	Projected Enrollment within 3 years	Un-housed Students
Daffodil Valley	575	654	79
Maple Lawn	650	684	34
Donald Eismann	600	737	137

Demographics and Capacity Projections

18% Increase by 2023 (10,400 students)



	Oct08	Oct09	Oct10	Oct11	Oct12	Oct13	Oct14	Oct15	Oct16	Oct17	Oct18	Oct19	Oct20	Oct21	Oct22	Oct23	Oct24	Oct25
--	-------	-------	-------	-------	-------	-------	-------	-------	-------	-------	-------	-------	-------	-------	-------	-------	-------	-------

Low Growth	8135	8071	8063	8199	8335	8574	8799	8816	8860	8855	8907	9045	9216	9391	9567	9751	9852	9950
Medium (Recommended)	8135	8071	8063	8199	8335	8574	8799	8905	9033	9106	9231	9441	9681	9920	10155	10395	10538	10669
High Growth	8135	8071	8063	8199	8335	8574	8799	8994	9209	9363	9564	9851	10166	10477	10779	11080	11271	11441
Capital Facilities Forecast				8,199	8,335	8574	8700	8823	8931	9050	9180	9354	9560	9782	10049	10276	10471	10649

Sumner District Enrollment Forecast

Capacity and Projections

School	Main Bldg capacity total	Portable capacity total	Total	Current Enrollment	2018 projection	2023 Projection	Permanent Capacity vs 2023	Permanent + Portable Capacity vs 2023	
Daffodil Valley ES	525	50	575	543	654	657	(132)	(82)	
Maple Lawn ES	475	175	650	587	632	597	(122)	53	subtracted 100 for Orton Junction
Bonney Lake ES	475	75	550	460	465	482	(7)	68	
Emerald Hills ES	500	0	500	350	358	377	123	123	
Crestwood ES	425	0	425	420	410	424	1	1	
Liberty Ridge ES	475	75	550	442	464	495	(20)	55	
Victor Falls ES	500	150	650	587	595	608	(108)	42	
Donald Eismann ES	525	75	600	455	692	810	(285)	(210)	
Lakeridge MS	690	0	690	618	644	704	(14)	(14)	
Mountain View MS	600	120	720	642	734	854	(254)	(134)	
Sumner MS	730	150	880	698	796	812	(82)	(82)	subtracted 50 for Orton Junction
Bonney Lake HS	1440	0	1440	1261	1316	1574	(134)	(134)	
Sumner HS	1380	210	1590	1678	1453	1738	(358)	(148)	subtracted 50 for Orton Junction

Early Learning Center, Sumner

New ELC- \$13.5M

New Building to provide classrooms for Kindergarten students from Maple Lawn & Daffodil Valley

Additional classrooms for the District integrated Special Education Preschool program

Why?

Long-term solution to enrollment pressures in the valley

Improve Outcomes for Pre-K and K by creating an improved Early Learning environment

Site for building within the SMS/MLE property.

Early Learning Investment

Designed to Support:
Relationships
Brain Development
Health and Safety



The Best Solution to Our Problem

High-Quality, State of the Art, Early Learning Centers



New Elementary School, Tehaleh

New Elementary - \$28M

New Building and Site development

Will be designed for future addition of an Early Learning Center.

Why?

Address growth in Tehaleh and surrounding areas

Emerald Hills Elementary School, Replacement

Replacement Elementary - \$28M

New Building and Site development

Will be designed for future addition of an Early Learning Center.

Why?

Oldest, unimproved elementary school

Was targeted in previous planning for replacement

Potential to be developed as a STEM school that could draw students from other parts of the District to assist with capacity concerns at other schools

Middle School Capacity and Projections

School	Main Bldg capacity total	Portable capacity total	Total	Current Enrollment	2018 projection	2023 Projection	Permanent Capacity vs 2023	Permanent + Portable Capacity vs 2023	
Lakeridge MS	690	0	690	618	644	704	(14)	(14)	
Mountain View MS	600	120	720	642	734	854	(254)	(134)	
Sumner MS	730	150	880	698	796	812	(82)	(82)	subtracted 50 for Orton Junction

2023 Deficit

Permanent $(254) + (82) = (336)$

w/ Portables $(134) + (82) = (216)$

Need: 12 Classrooms for 336 students
or 8 for 216 students

Mountain View Middle School

New Addition - \$15M

Add additional classrooms & expanded commons

Why?

- Growth from new housing developments
- Addition would make MMS similar size to LMS/SMS
- Solves long-term capacity issues without building a 4th middle school

Mountain View Middle School



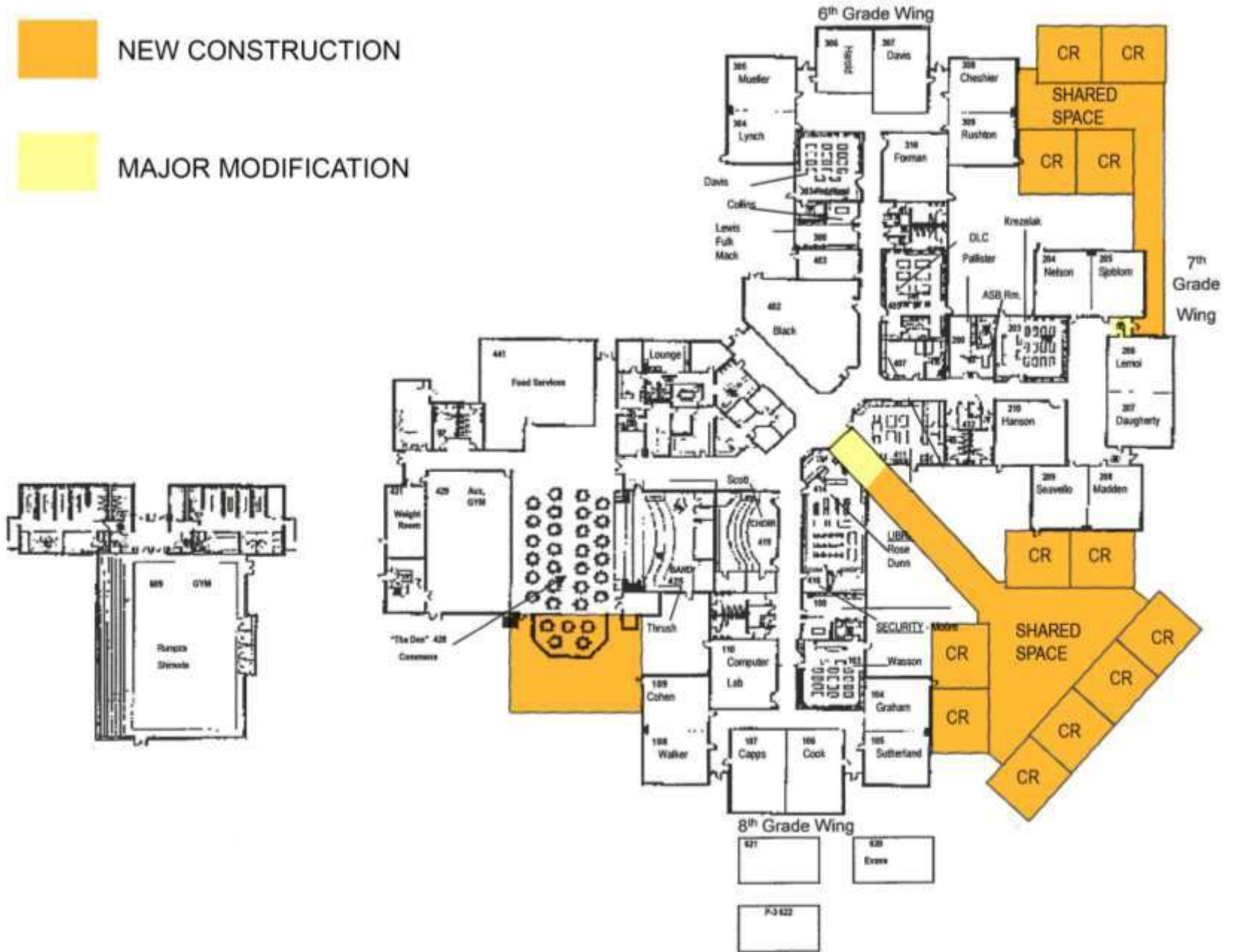
Mountain View Middle School



NEW CONSTRUCTION



MAJOR MODIFICATION



Mountain View Field Improvements

Budget - \$6M

Create multi-purpose artificial turf fields
Increased field lighting – multiple sports

Why?

Current fields are at capacity for use

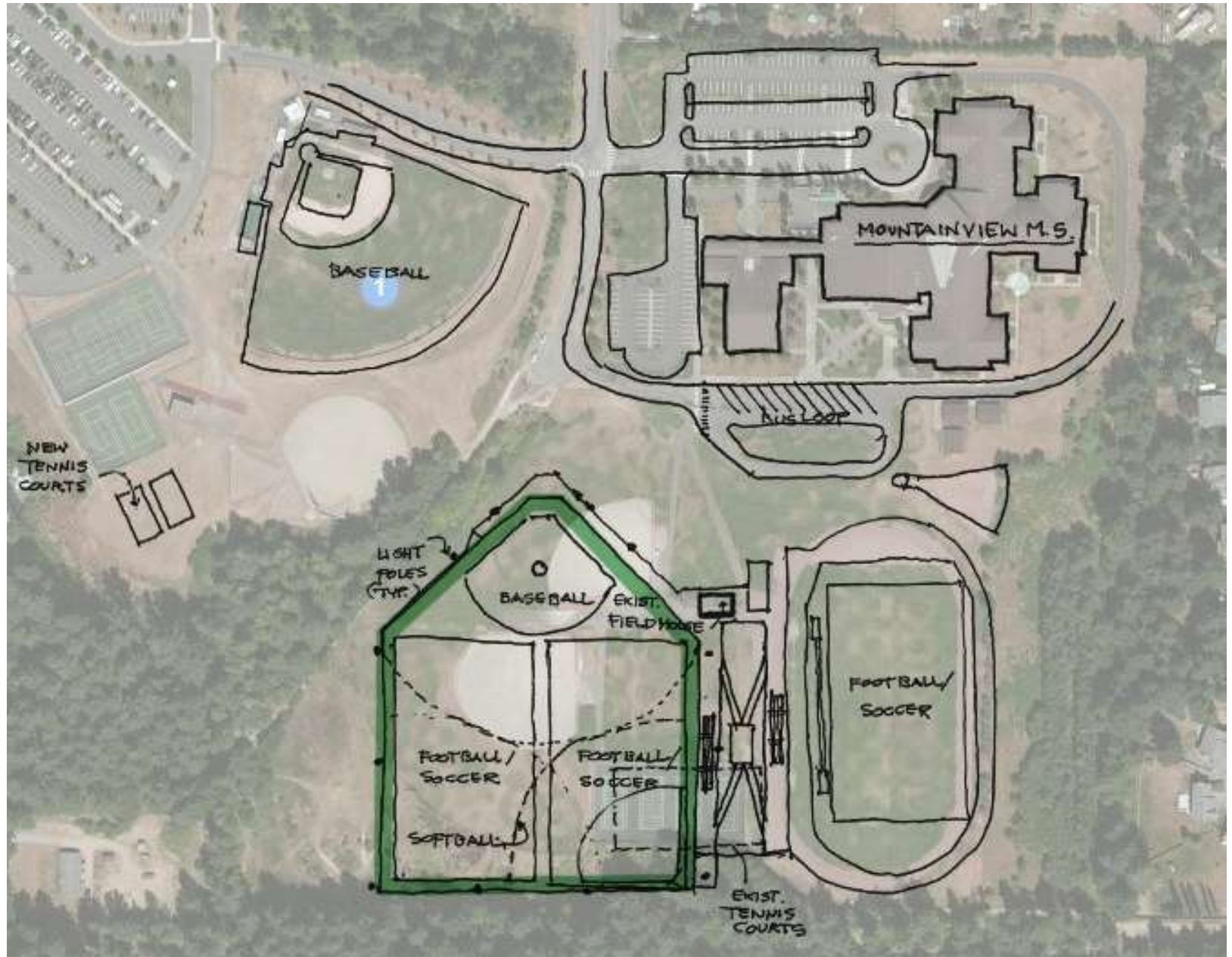
Improve field access for:

- Mountain View Middle school

- Bonney Lake High School

- Community

Mountain View Field Improvements



Sumner High School

Renovation - \$57M

Add Commons/Lunch area

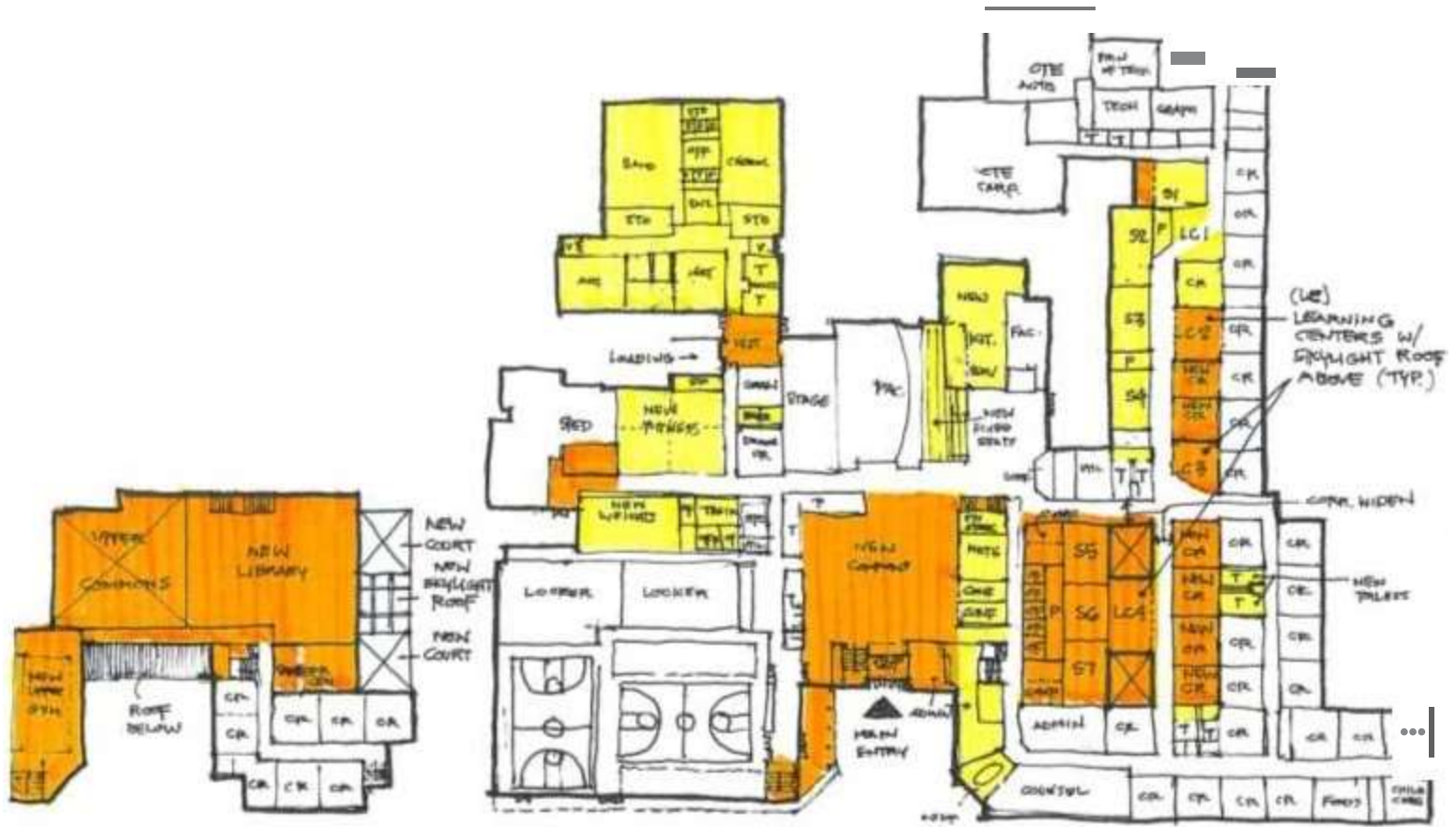
Relocate Library and Music/Band classrooms

Convert Library and courtyards into classrooms

Renovate/Expand science rooms

Add bathrooms

Expand seating and space in gymnasium areas



N
 ⊕ UPPER FLOOR PLAN
 1" = 6'-0"

N
 ⊕ LOWER FLOOR PLAN
 1" = 6'-0"

@@C1@IBWW U

M1'1B HIG-I SCHOOL.

0 i-<"J Mo01fC..J

l<:*!S N!!!W C O N 0!k

Bonney Lake High School

Performing Arts Center & Enhancements - \$12.1M

Add Performing Arts Center (500 seats) and lobby

Add roof cover on the home grandstands and other stadium upgrades

Interior work would include:

- Additional staircase in commons
- Reconfigure current adult space into additional classrooms

Additional classrooms for future capacity

Bonney Lake High School



New
Addition

Security and Safety Upgrades

Budget - \$4M

Depending upon site:

Security cameras

Entry vestibules

Keyless entry systems

Potential Non-Bond Funding Sources

State Matching Fees

(\$15 M)

New-in-Lieu (Emerald Hills)

New-in-Lieu (McAlder), Un-housed K-8

Un-housed K-12

Modernized 9-12

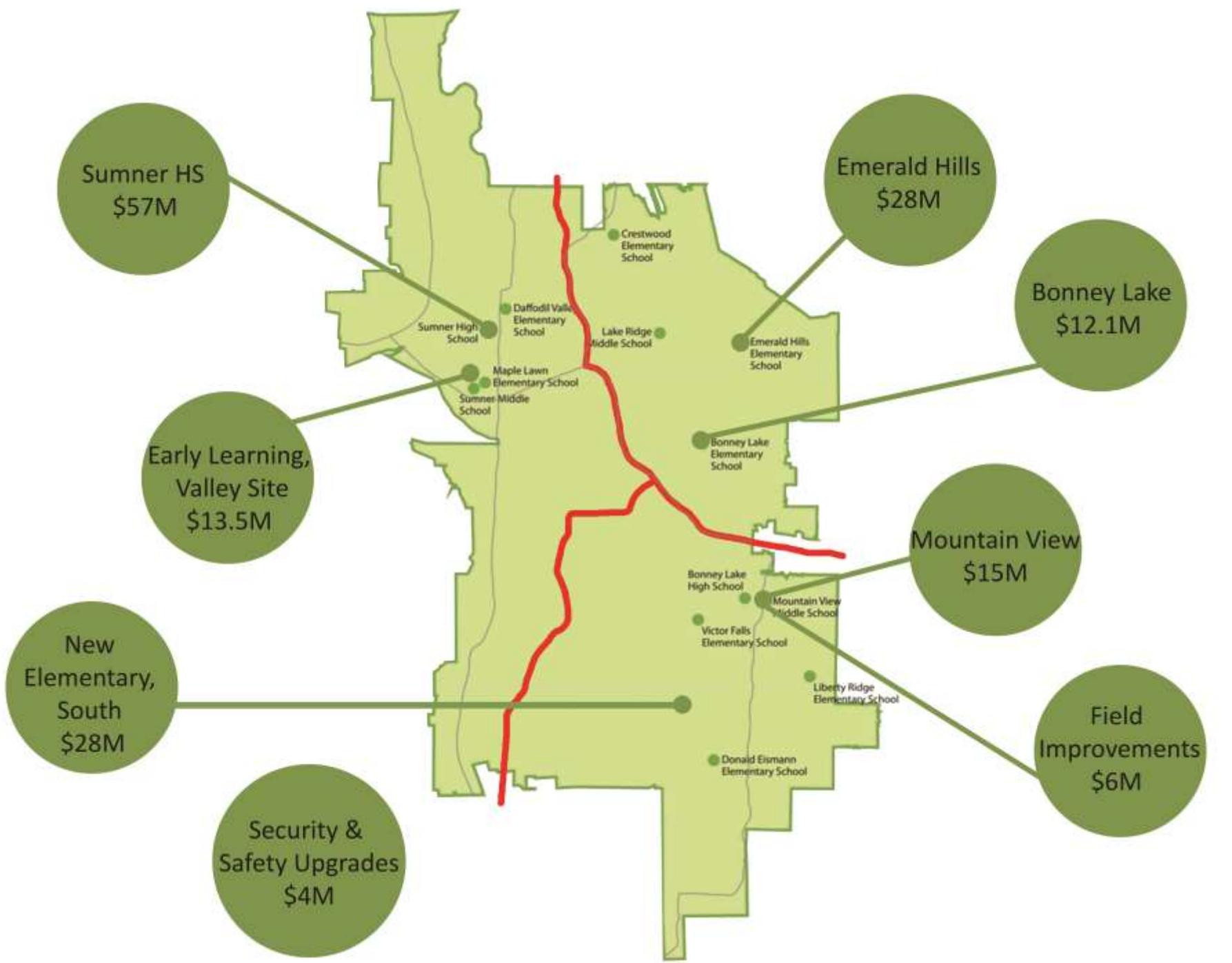
Impact Fees

(\$3 M)

Can be spent on facilities serving the area that generated the impact fees

Recommended Bond Proposal

Early Learning Center, Sumner	\$13.5M
Emerald Hills Elementary Replacement	\$28 M
New Elementary School	\$28 M
Mountain View MS Addition	\$15 M
Sumner High School Renovation	\$57M
Bonney Lake High School Improvements	\$12.1M
Mountain View Middle School Field Upgrades	\$ 6 M
Safety / Security Upgrades	\$ 4 M
Subtotal	\$163.6 M
State Match / Impact Fees Estimate	<u>(\$18 M)</u>
TOTAL	\$145.6 M



Sumner HS
\$57M

Emerald Hills
\$28M

Bonney Lake
\$12.1M

Early Learning,
Valley Site
\$13.5M

Mountain View
\$15M

New
Elementary,
South
\$28M

Security &
Safety Upgrades
\$4M

Field
Improvements
\$6M

Possible Tax Rates

Bond Amount

Rate

\$115M

\$2.48/1000

\$125M


\$2.54/1000

\$135M

\$2.59/1000

\$150M

\$2.68/1000

Year	Historical Bond AV	Bond/Levy Rate/\$1000	
2000	\$2,008,381,196	\$3.36	
2001	\$2,335,997,741	\$3.41	
2002	\$2,584,767,712	\$3.08	
2003	\$2,728,130,407	\$2.90	
2004	\$2,879,105,882	\$2.89	
2005	\$3,214,648,149	\$2.80	
2006	\$3,953,145,175	\$2.28	- - Most Likely Range of New Tax Rate
2007	\$5,103,224,169	\$1.71	
2008	\$5,878,558,903	\$1.51	
2009	\$6,061,487,450	\$1.71	
2010	\$5,789,968,431	\$1.70	
2011	\$5,295,152,354	\$1.86	
2012	\$4,894,450,496	\$2.15	
2013	\$4,466,309,050	\$2.41	 Most Recent High Year for Tax Rate
2014	\$4,838,973,325	\$2.22	
2015	\$5,447,870,692	\$1.97	

Current (March 2015) Debit Capacity Available = \$133 Million

December 2015 bond payoff - increases bond capacity by \$4.4 million

December 2019 bond payoff - increases bond capacity by \$22 million

Voters can approve an amount above capacity, can't sell the bonds until capacity is available.

All current bonds will be paid off on December 1, 2028.

Current amount owed on bonds = \$141 million. All current bonds will be paid off on December 1, 2028.

Bond History

May 2007	\$114M	60.66%	PASSED
Feb 2007	\$114M	58.45%	failed
Feb 2006	\$88.5M	52.95%	failed
Mar 2000	\$44M	60.2%	PASSED
Mar 2000	\$5M	42.8%	PAC – failed
Mar 2000	\$5M	44.54	Pool - failed
Mar 1997	\$22.8M	66.5%	PASSED
Apr 1996	\$30.3M	58%	failed
Feb 1996	\$30.3M	56.1%	failed
Feb 1990	\$29.8M	68.5%	PASSED
Nov 1988	\$2M	57%	failed
Feb 1986	\$9M	62.1%	PASSED

Long-Range Planning

The long-range facility plan will include multiple phases of improvements, the first of which will make up the initial bond proposal in 2016.

- Additional Classrooms at Bonney Lake High School
- Early Learning Centers at new elementary school and EHE
- CWE & LRE eligible for modernization

Small Group Discussion

Topic #1

- Reactions to the bond project list draft
- Anything missing?
- Anything need to be added?

Topic #2

- What remaining questions do you have?
- What additional information would you like to have before the bond project list is finalized?

Wrap-Up & Next Steps

Thank You!