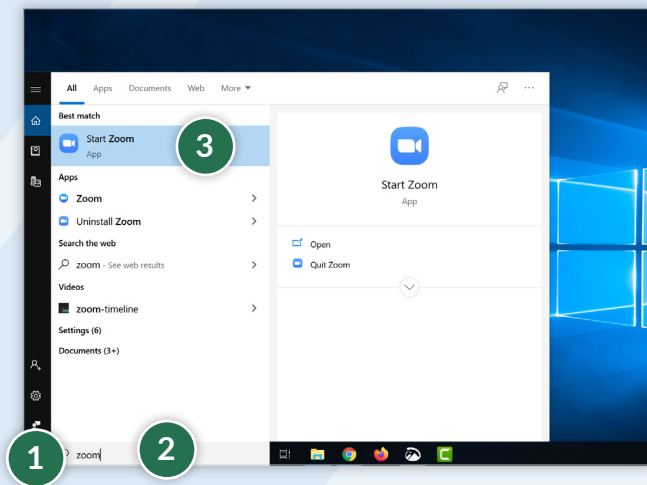





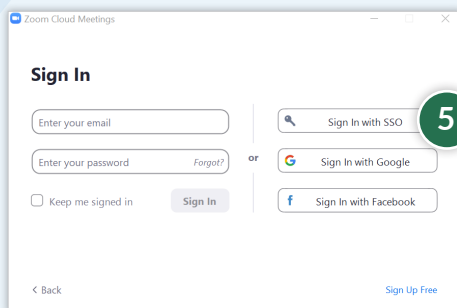
Connecting to Zoom with your **Windows PC**



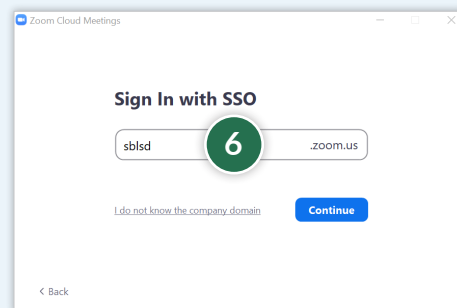
1. Click the **Start menu** (at the bottom, left)
2. Click the **search box**, type “zoom”
3. Click the **Start Zoom** icon/link



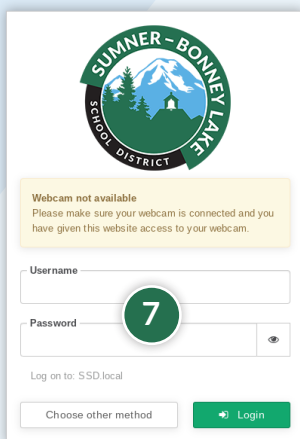
4. Click the **Sign In** button



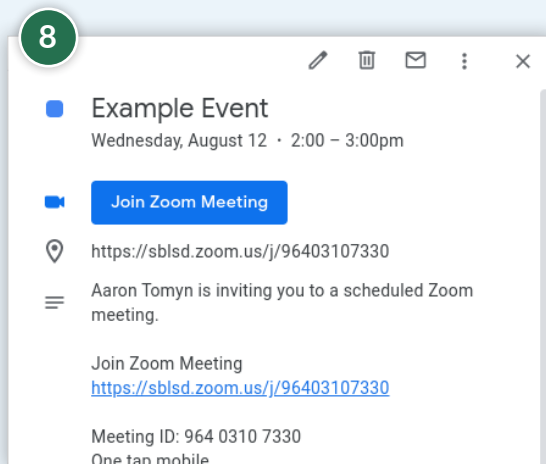
5. Click the **Sign in with SSO** button



6. Type “**sblsd**” in the log-in field



7. Sign in with your **username** and **password**



8. Open the **Zoom link** from Google classroom, email, or Google Calendar



9. Join your **Zoom meeting**