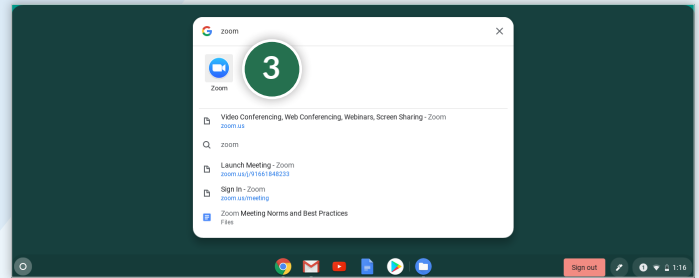



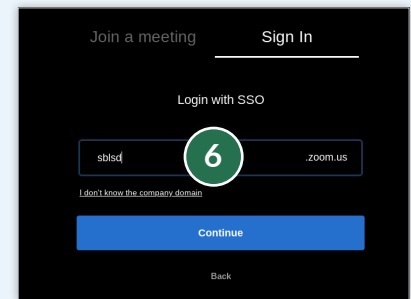
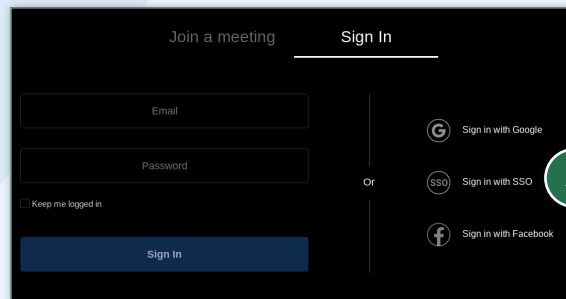
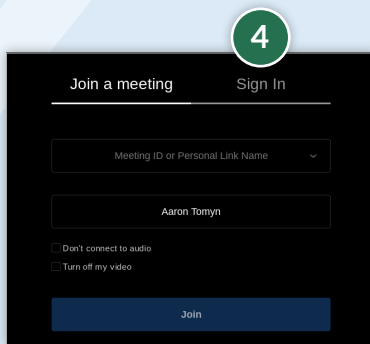


Connecting to Zoom with your **Chromebook**



1. Click the **launcher** (at the bottom, left)
2. Click the **search box**, type “**zoom**”

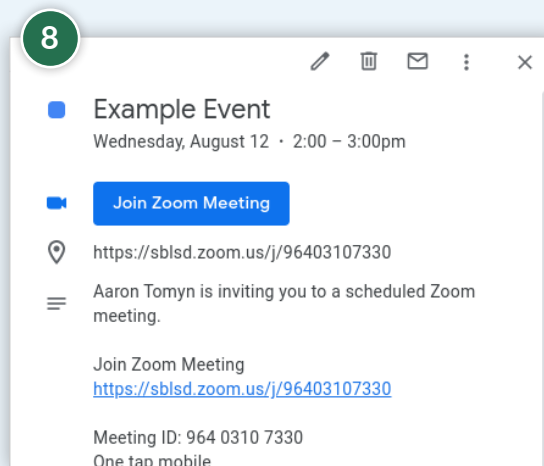
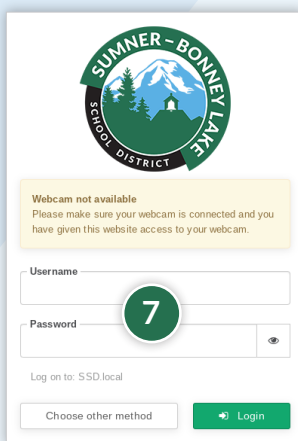
3. Click the **Zoom icon** to open the app



4. Click the **Sign In** tab

5. Click the **Sign in with SSO** button

6. Type “**sblsd**” in the log-in field



7. Sign in with your **username** and **password**

8. Open the **Zoom link** from Google classroom, email, or Google Calendar

9. Join your **Zoom meeting**